


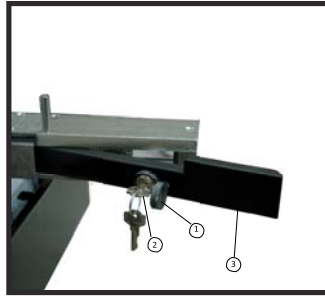
Underground Swing Gate Manual Releases

FAAC




750

- To free the gate use the release lever, moving it anti-clockwise to unlock the gate.
- Open and close the gate manually



770


- Open the lid of the lock (1)
- Insert key (2)
- Turn the key in the direction of the post, as far as it will go
- Pull the lever out (3)
- Open and close the gate manually



S700/S800

Lever Release

- The manual release mechanism is an optional item
- Lift protective cover (1)
- Insert key (2) and turn anti-clockwise
- Pull lever out (3)
- Open and close the gate manually



S800

- Open lid of lock,
- Insert key
- Turn release lock anti-clockwise for around one turn

Maintenance Requirements

Every 6 months the following maintenance should be undertaken by a competent person:

- Review the risk assessment for the system and update if necessary
- Check the structure of the gate
- Make sure the hinges are in good working order
- Lubricate the drive mechanism as per the operator instructions
- Check there is adequate drainage in the foundation box
- Check the function of the manual release
- Check the correct functioning of all safety devices
- Test the setting and function of the anti-crush system

For safety reasons, cut power to the system before manual releasing and before re-engaging.

